


ANNEXURE – 7

**LIST OF IN-HOUSE R&D UNITS IN INDUSTRY REPORTING ANNUAL EXPENDITURE IN THE
RANGE OF RS. 200 Lakhs TO RS. 500 Lakhs**


Sl. No.	Name of the firm	R&D Expenditure Reported (Rs. In lakhs) *
1.	20 Microns Nano Minerals Limited	225
2.	A S L Advanced System Ltd.,	375
3.	A2Z Filtration Specialities Pvt. Ltd.	293
4.	Aban Infrastructure Pvt. Ltd.	410
5.	Accel Frontline Limited	300
6.	Ace Manufacturing Systems Ltd.	345
7.	Achira Labs Pvt Ltd.	380
8.	Acme Formulation Pvt. Ltd.	380
9.	Aditya Auto Products & Engineering (India) Pvt. Ltd.	290
10.	Ador Welding Ltd.	355
11.	Advanced Micro Devices Pvt. Ltd.	278
12.	Advanced Neuro-Science Allies Pvt. Ltd.	350
13.	Agro Tech Foods Ltd.	375
14.	Albert David Ltd.	435
15.	Alchem International Pvt. Ltd.	260
16.	Alicon Castalloy Ltd.	491
17.	Alkali Metals Ltd.	550
18.	Allied Nippon Ltd.	265
19.	ALP Nishikawa Company Pvt. Ltd.	475
20.	AMA Herbal Laboratories Pvt. Ltd.	495
21.	American Megatrends India Pvt. Ltd	278



Sl. No.	Name of the firm	R&D Expenditure Reported (Rs. In lakhs) *
22.	AMI Life Sciences Pvt. Ltd.	382
23.	Amol Pharmaceuticals Pvt Ltd.	320
24.	Amrutanjan Ltd.	373
25.	Amtech Electronics (India) Ltd.	230
26.	Anabond Ltd.	255
27.	Analinear Design Technologies Pvt. Ltd.	210
28.	Analogic Controls India Ltd	207
29.	Anand Motor Products Pvt. Ltd.	212
30.	Anuh Pharma Ltd.	281
31.	Apar Industries Ltd.	288
32.	Applied Electro Magnetics Pvt. Ltd.	249
33.	Aquatech Systems (Asia) Pvt. Ltd.	320
34.	Ardee Hi-Tech Private Limited	210
35.	Arjuna Natural Extracts Ltd.	460
36.	Aron Universal Ltd	239
37.	Asahi Songwon Colors Ltd.	447
38.	Ashida Electronics Pvt. Ltd.	260
39.	Associated Soapstone Distributing Company Pvt. Ltd.	220
40.	Astec Lifesciences Ltd.	366
41.	ATS Elgi Ltd.,	300
42.	Avantel Ltd.	452
43.	Avra Laboratories Pvt. Ltd.	280
44.	AVT Natural Products Ltd.	347
45.	Axxollet System Trachnologies Pvt. Ltd.	363
46.	Ayurved Ltd.	345
47.	Balaji Amines Ltd.	372
48.	Banco Products (India) Ltd.	475
49.	Bangalore Integrated System Solution Pvt. Ltd.	215



Sl. No.	Name of the firm	R&D Expenditure Reported (Rs. In lakhs) *
50.	Barrix Agro Sciences Pvt. Ltd.	349
51.	BDR Lifesciences Pvt. Ltd.	406
52.	Bench Bio Pvt. Ltd.	375
53.	BG Li-In Electricals Ltd.	225
54.	Bharat Aluminium Company Ltd.	344
55.	Bharat Bio-tech International Ltd.	466
56.	Bharat Dynamics Ltd.	374
57.	Bimetal Bearings Ltd.	215
58.	Biostadt India Limited	220
59.	Bioviz Technologies Pvt. Ltd.,	261
60.	BMC Electroplast Pvt. Ltd.	280
61.	Bosch Chassis Systems India Ltd.	490
62.	Bry-Air (Asia) Pvt. Ltd.	300
63.	Buhler (India) Pvt. Ltd.	637
64.	Camlin Fine Sciences Ltd.,	280
65.	Canara Hydraulics Private Limited	376
66.	Carborundum Universal Limited, IC Division	325
67.	Centum Electronics Ltd.	363
68.	Centum Rakon India Pvt. Ltd.	330
69.	Century Pharmaceuticals Ltd.	200
70.	Charak Pharma Pvt. Ltd.	275
71.	Chemfab Alkalis Ltd.	224
72.	Cholayil Private Limited	325
73.	Christy Friedgram Industry	380
74.	Claris Lifesciences Ltd.	426
75.	Clonz Biotech Pvt.Ltd.	225
76.	Colourtex Industries Pvt. Ltd.	300
77.	Concept Pharmaceuticals Ltd.	322



Sl. No.	Name of the firm	R&D Expenditure Reported (Rs. In lakhs) *
78.	Connectwell Industries Pvt. Ltd.	320
79.	Continental Carbon India Ltd.	300
80.	Cooper Corporation Pvt. Ltd.	450
81.	Coral Drugs Pvt. Ltd.	436
82.	Crest Biotech Pvt. Ltd.	400
83.	Cryobanks International India Pvt. Ltd.	210
84.	Crystal Crop Protection Pvt. Ltd.	231
85.	CTX Lifesciences Pvt. Ltd.	225
86.	Cyient Ltd.	256
87.	Dai-Ichi Karkaria Ltd.	355
88.	Deccan Enterprises Pvt. Ltd.	300
89.	Deepak Fertilisers and Petrochemicals Corporation Ltd.	200
90.	Deepti Electronics & Electro-Optics Pvt. Ltd	276
91.	Deki Electronics Ltd.	201
92.	Delta Finochem Pvt. Ltd.	200
93.	Desiccant Rotors International Pvt. Ltd.	203
94.	Dhanuka Agritech Ltd.	250
95.	Dhoot Transmission Pvt. Ltd.	280
96.	DIC India Ltd.	300
97.	DK Pharma Chem Pvt.Ltd.	220
98.	Dorf Ketel Chemicals India Pvt. Ltd.	300
99.	Dow Agro Sciences India Pvt. Ltd.	200
100.	Durovalves India Pvt. Ltd	296
101.	Eesavyasa Technologies Pvt. Ltd	280
102.	Efftronics System Pvt. Ltd.	212
103.	EID Parry (India) Ltd.	470
104.	Elantas Beck India Ltd.	395
105.	Eldorado Agritech Pvt. Ltd	215




Sl. No.	Name of the firm	R&D Expenditure Reported (Rs. In lakhs) *
106.	Elecon Engineering Company Ltd.	350
107.	Elecon Measurements Pvt. Ltd	240
108.	Electrolab India Pvt. Ltd.	250
109.	Elico Ltd.	300
110.	Elin Electronics Ltd.	399
111.	Elpro Energy Dimension Pvt. Ltd.	280
112.	Encardio-Rite Electronics Pvt. Ltd.	250
113.	Encube Ethicals Pvt. Ltd.	383
114.	English Indian Clays Ltd.	375
115.	Envision Scientific Pvt. Ltd.,	332
116.	Eureka Forbes Ltd.	424
117.	Eveready Industries India Ltd.	445
118.	Everest Blowers Pvt. Ltd	250
119.	Everest Industries Ltd.	391
120.	Everest organics Ltd.	221
121.	Evolute Systems Pvt. Ltd.	250
122.	Evonik Catalysts India Pvt.Ltd.	348
123.	Fabtech Technologies International Ltd.	350
124.	Filtra Catalysts & Chemicals Ltd.	500
125.	Flamingo Pharmaceuticals Ltd.	300
126.	Formulated Polymers Ltd.	255
127.	Forus Health Pvt. Ltd.	304
128.	Foseco India Ltd.	242
129.	Gandhar Oil Refinery India Ltd.	368
130.	Garuda Vaayu Shakthi Ltd.	285
131.	Garware Polyester Ltd.	261
132.	G-Cube Webwide Software Pvt. Ltd	351
133.	Gencor Pacific Organics India Pvt. Ltd	292



Sl. No.	Name of the firm	R&D Expenditure Reported (Rs. In lakhs) *
134.	General Industrial Controls Pvt. Ltd	480
135.	Genome Life Science Pvt. Ltd.	284
136.	GEO Biotechnologies India Pvt. Ltd.	400
137.	Gland Chemicals Pvt. Ltd	300
138.	Glaxo SmithKline Pharmaceuticals Ltd.	314
139.	Global Calcium Pvt Ltd.	375
140.	Globion India Pvt. Ltd.	250
141.	Goa Shipyard Ltd.	475
142.	Godrej Industries Ltd.,	350
143.	GR Intrachem Ltd.	321
144.	Grauer & Weil (India) Ltd.	400
145.	Green Gold Seeds Ltd.	240
146.	Green Signal Bio Pharma Pvt. Ltd.	250
147.	GSP Crop Science Pvt. Ltd	245
148.	GTZ (India) Pvt. Ltd.	422
149.	Gujarat Metal Cast Industries Ltd.	289
150.	Gujarat Narmada Valley Fertilizers & Chemicals Ltd	243
151.	Gujarat State Fertilizers & Chemicals Ltd.	305
152.	Gulbrandsen Chemicals Pvt. Ltd.	390
153.	Gulf Oil Lubricants India Ltd.	335
154.	Gumpro Drilling Fluids Pvt. Ltd.	252
155.	H&R Johnson (India)(A Division of Prism Cement Ltd.)	289
156.	Halla Visteon Climate Systems India Pvt. Ltd.	450
157.	HCL Learning (Subsidiary of HCL Infosystems)	490
158.	HEG Ltd.	200
159.	Heinz India Pvt. Ltd.	444
160.	Helvetica Industries (P) Ltd.	218
161.	Hema Engineering Industries Ltd.	476



Sl. No.	Name of the firm	R&D Expenditure Reported (Rs. In lakhs) *
162.	Hester Biosciences Ltd.	450
163.	Heubach Colour Pvt. Ltd.	305
164.	HIL Ltd.	500
165.	Hi-Media Laboratories Pvt. Ltd.	230
166.	Hind High Vacuum Company Pvt. Ltd.	390
167.	Hinduja Foundries Ltd.	424
168.	Hindustan Gum & Chemicals Ltd.	470
169.	Hitesh Plast Ltd.	376
170.	HMT Limited (Tractor Division)	415
171.	HPL Additives Ltd.	375
172.	Hy-Gro Chemicals Pharmtek Pvt. Ltd.	280
173.	ICPA Health Products Ltd.	330
174.	Ideal Cures Pvt. Ltd.	281
175.	IDMC Ltd.	450
176.	IFGL Refractories Ltd.	315
177.	Imperial Auto Industries Ltd.	359
178.	Ind Swift Laboratories Ltd.	458
179.	Indbro Research and Breeding Farms Pvt. Ltd.	215
180.	India Japan Lighting (P) Ltd.	386
181.	India Pistons Ltd.	233
182.	Indian Rare Earth Ltd.	236
183.	Indo Colchem Pvt. Ltd.	229
184.	Indo Phyto Chemicals Pvt. Ltd	363
185.	Indo Us Bio Tech Pvt. Ltd.	235
186.	Indovax Pvt. Ltd.	200
187.	Ingersoll Rand India Pvt. Ltd	440
188.	Innovassynth Technologies (India) Ltd.	360
189.	Intelux Electronics Pvt.Ltd.,	297



Sl. No.	Name of the firm	R&D Expenditure Reported (Rs. In lakhs) *
190.	Intemo Systems Ltd.	200
191.	International Panaacea Ltd.	371
192.	Intervet India Pvt. Ltd.	460
193.	IOL Chemicals and Pharmaceuticals Ltd.	350
194.	ISMT Ltd	250
195.	ISSAR Pharmaceuticals Pvt. Ltd.	320
196.	Jaipur Rugs Company Pvt. Ltd.	225
197.	Janatics India Pvt. Ltd.	300
198.	Jay Chemical Industries Ltd.	230
199.	Jaya Hind Industries Ltd.	214
200.	Jayashree Polymers Pvt. Ltd.	440
201.	JCBL Ltd.	225
202.	Jesons Industries Ltd.	324
203.	Jk Paper Ltd.	395
204.	JSL Lifestyle Ltd.	235
205.	JVS Electronics Pvt. Ltd.	245
206.	Jyoti Ltd.	455
207.	Kalyani Carpenter Special Steels Pvt. Ltd.	220
208.	Kalyani Hayes Lemmerz Ltd	312
209.	Kandui Industries Pvt. Ltd.	449
210.	Kaypeeyes Biotech Pvt. Ltd.	278
211.	Kerala Ayurveda Ltd.	356
212.	Kesoram Industries Ltd.	450
213.	Kinetic Engineering Ltd.	420
214.	Kirloskar Integrated Technologies Ltd.	400
215.	Kirtiman Agro Genetics Ltd.	434
216.	Kluber Lubrication India Pvt Ltd	240
217.	Krish Biotech Research Pvt. Ltd.	440



Sl. No.	Name of the firm	R&D Expenditure Reported (Rs. In lakhs) *
218.	Krishidhan Research Foundations Pvt. Ltd.	263
219.	Kuantum Papers Ltd	470
220.	Kumar Organic Products Ltd.	220
221.	Kusum Healthcare Pvt. Ltd	200
222.	L&T Construction Equipment Ltd.	405
223.	LA Renon Health Care Pvt. Ltd.	244
224.	Labindia Analytical Instruments Pvt. Ltd.	246
225.	Laila Pharmaceuticals Pvt. Ltd.,	243
226.	Lamco Industries Pvt. Ltd.	350
227.	Laxmi Hydraulics Pvt. Ltd.	205
228.	Laxmi Organic Industries Ltd.	228
229.	Lee Pharma Ltd.	225
230.	LG Balakrishnan & Brothers Ltd.	480
231.	Lifecare Innovations Pvt. Ltd.	225
232.	LifeCell International Pvt. Ltd.	217
233.	Loba Chemie Pvt. Ltd.	273
234.	Lumax Mannoh Allied Technologies Ltd.	365
235.	Lyka Labs Ltd.	211
236.	Mafatlal Industries Ltd.	268
237.	Magnewin Energy Pvt. Ltd.	230
238.	Mahabal Metals Pvt. Ltd,	200
239.	Mahagujarat Seeds Pvt. Ltd.	280
240.	Manatec Electronics Pvt. Ltd.,	493
241.	Mane India Pvt. Ltd.	285
242.	Mangalam Cement Ltd.	280
243.	Manugraph India Ltd.	310
244.	Maxwatt Turbines Pvt. Ltd.	315
245.	Mazda Ltd.	220



Sl. No.	Name of the firm	R&D Expenditure Reported (Rs. In lakhs) *
246.	Mecon Ltd.	438
247.	Mediatronix Pvt. Ltd.	288
248.	Medley Pharmaceuticals Ltd.	486
249.	Medopharm Pvt. Ltd.	280
250.	Meghmani Organics Ltd.	305
251.	Merck Ltd.	408
252.	Metallizing Equipment Co. Pvt. Ltd.	300
253.	MIC Electronics Ltd.	350
254.	Micromatic Grinding Technologies Ltd.	210
255.	Minex Metallurgical Co. Ltd.	220
256.	Mitra Biotech Pvt. Ltd.	496
257.	Modi Mundipharma Pvt. Ltd.	254
258.	Mother Dairy Fruit & Vegetables Pvt. Ltd.	491
259.	Mukand Ltd.	250
260.	Mybox Technologies Pvt. Ltd.,	475
261.	Namdhari Seeds Pvt. Ltd.	244
262.	Nandan Biomatrix Ltd.	324
263.	Napino Auto And Electronics Ltd.	466
264.	Naprod Life Sciences Pvt. Ltd.	397
265.	Natesan Synchrocones Pvt Ltd	425
266.	Natsol Laboratories Pvt. Ltd.	250
267.	Natural Remedies Pvt. Ltd.	400
268.	Navya Biologicals Pvt. Ltd.	325
269.	Neuland Laboratories Ltd.	439
270.	NICCO Corporation Ltd.	270
271.	Nitta Gelatin India Ltd.	470
272.	Noble Seeds Pvt. Ltd.	310
273.	NOCIL Limited	372



Sl. No.	Name of the firm	R&D Expenditure Reported (Rs. In lakhs) *
274.	Nongwoo Seed India Pvt. Ltd.	230
275.	Nosch Labs Pvt. Ltd.	325
276.	NovaLead Pharma Pvt. Ltd.	272
277.	NRB Industrial Bearings Ltd.	205
278.	OCL India Ltd.	300
279.	Olive Life Sciences Pvt. Ltd.	450
280.	Omkar Speciality Chemicals Ltd	310
281.	Optimus Drugs Pvt.Ltd.	220
282.	ORANGE Sorting Machines (India) Pvt. Ltd.	220
283.	Oxygen Healthcare Research Pvt. Ltd.	375
284.	Panacea Medical Technologies Pvt. Ltd.,	354
285.	Panama Petrochem Ltd.	385
286.	Paracoat Products Ltd.	330
287.	Paranjape Autocast Pvt. Ltd.	240
288.	Parason Machinery (I) Pvt. Ltd	348
289.	Park Controls & Communications Ltd.	300
290.	Parthys Reverse Informatics Analytic Solutions Pvt. Ltd.	385
291.	Persistent Systems Ltd.	410
292.	PHA India Pvt. Ltd.	550
293.	Pinnacle Industries Ltd.	350
294.	Pitambari Products Pvt. Ltd.	214
295.	Plant Lipids (P) Ltd.,	225
296.	Polyplex Corporation Ltd.	252
297.	Powerdeal Energy Sysytems (I) Pvt. Ltd	430
298.	Powergear Ltd.	475
299.	Pradeep Metals Ltd.	203
300.	Prakruti Products Pvt. Ltd	300
301.	Pratishthan Alloys Pvt Ltd	250



Sl. No.	Name of the firm	R&D Expenditure Reported (Rs. In lakhs) *
302.	Precision Electronics Ltd.	275
303.	Premas Biotech Pvt. Ltd.	230
304.	Premier Evolvics Pvt. Ltd.	290
305.	Premier Seals (India) Pvt. Ltd.	450
306.	Premium Transmission Ltd.	300
307.	Prescient Color Ltd.	545
308.	Provimi Animal Nutrition India Pvt. Ltd.	300
309.	Pulse Pharmaceuticals Pvt. Ltd.	267
310.	Quad Lifesciences Pvt. Ltd.	200
311.	R. N. Gupta And Company Ltd.	405
312.	Radhe Renewable Energy Development Pvt. Ltd.	375
313.	Radix Electrosystems Pvt Ltd	251
314.	Raj Petro Specialities Pvt. Ltd.	490
315.	Rajasthan Antibiotics Limited	330
316.	Rajasthan Electronics & Instruments Ltd.	260
317.	Rajshree Sugars & Chemicals Ltd.	232
318.	Raptakos, Brett & Co. Ltd.	452
319.	Rashtriya Chemicals & Fertilizers Ltd.	450
320.	Ravindranath G.E. Medical Associates Pvt. Ltd.	366
321.	Reliance Cellulose Products Ltd.	250
322.	Renu Electronics Pvt Ltd	455
323.	Resil Chemicals Pvt. Ltd.	364
324.	Rex-Tone Industries Ltd.	400
325.	River Engineering Pvt. Ltd.	330
326.	RJ Biotech Pvt. Ltd.	230
327.	Rockman Industries Ltd.	345
328.	Romsons Scientific And Surgical Industries Pvt. Ltd.	245
329.	Rossari Biotech Ltd.	255



Sl. No.	Name of the firm	R&D Expenditure Reported (Rs. In lakhs) *
330.	S.Kant Healthcare Ltd.	225
331.	S.V.A. RIKKON LUBES Pvt. Ltd.	252
332.	Sahajanand Medical Technologies Pvt. Ltd.,	400
333.	Sakata Seed India (P) Ltd.	350
334.	Sanden Vikas (India) Ltd.	491
335.	Sandhar Technologies Ltd.	455
336.	Sandvik Asia Ltd.	300
337.	Sapala Organics Pvt. Ltd.	350
338.	Sasken Communication Technologies Ltd.	310
339.	Saveer Biotech Ltd.	280
340.	Savita Oil Technologies Ltd.	355
341.	SEE Linkages Pvt. Ltd.	262
342.	Semler Research Centre Pvt. Ltd.	486
343.	Servall Engineering Works (P) Ltd.	295
344.	Sharon Bio- Medicine Ltd.	450
345.	Sheel Biotech Ltd.	350
346.	Shivashakti Biotechnologies Ltd.	203
347.	Sieger Spintech Equipments Pvt. Ltd	225
348.	Siegwerk India Pvt. Ltd.	428
349.	SMR Automotive Systems India Limited	455
350.	SMS Pharmaceuticals Ltd.	450
351.	Snam Alloys Pvt. Ltd	300
352.	Sona Koyo Steering Systems Ltd.	450
353.	Sona Okegawa Precision Forgings Ltd.,	348
354.	Sowbhagya Biotech Pvt. Ltd.	260
355.	Span Diagnostics Ltd.	225
356.	Sparsha Pharma International Pvt. Ltd.	395
357.	SPC Biotech Pvt. Ltd.	300



Sl. No.	Name of the firm	R&D Expenditure Reported (Rs. In lakhs) *
358.	Spray Engineering Devices Ltd.	350
359.	Sri Biotech Laboratories India Ltd.	212
360.	Sri Research For Tissue Engineering Pvt. Ltd.	240
361.	Sri Sathya Agri Biotech Pvt. Ltd.	250
362.	Srin kaliswari Fireworks Pvt Ltd.,	445
363.	SSP Pvt. Ltd.	290
364.	Stanadyne Amalgamations Pvt. Ltd.	340
365.	Star Engineering (I) Pvt. Ltd.	225
366.	Stone India Ltd.	207
367.	Stumpp, Schuele and Somappa Springs Pvt Ltd.	380
368.	Sundaram Industries Pvt. Ltd.	225
369.	Sungro Seeds Ltd.	470
370.	Suraj Cropsciences Ltd	205
371.	Survival Technologies Pvt. Ltd.	317
372.	Surya Roshni Ltd.,	435
373.	Sushen Medicamentos Pvt. Ltd.	224
374.	Switzer Instrument Ltd.	211
375.	Symbiotec Pharmed Ltd.	425
376.	Symega Savoury Technology Ltd.	270
377.	Symphony Ltd.	425
378.	Symphony Pharma Life Sciences Pvt. Ltd.	350
379.	Synthite Industries Ltd	320
380.	System Controls Technology Solutions Pvt. Ltd.	280
381.	T Stanes & Company Ltd.	244
382.	Tablets (India) Ltd.	225
383.	Talbros Automotive Components Ltd.	271
384.	Tata International Ltd.	325
385.	Texmaco Ltd.	200



Sl. No.	Name of the firm	R&D Expenditure Reported (Rs. In lakhs) *
386.	The Andhra Sugars Ltd.	280
387.	The Indian Hume Pipe Company Ltd.	348
388.	Thirumalai Chemicals Ltd.	240
389.	Tide Water Oil Co. (India) Ltd.	315
390.	Tierra Seed Science Pvt. Ltd.	332
391.	Tirth Agro Technology Pvt KLtd.	390
392.	Titagarh Wagons Ltd.	500
393.	Titanium Tantalum Products. Ltd.	250
394.	Transpek - Silox Industry Pvt. Ltd	340
395.	Triesta Sciences (Unit of HCG) Triesta Sciences (India) Pvt. Ltd	360
396.	Trimex Sands Pvt. Ltd.	312
397.	Triton Valves Ltd.	351
398.	Trivitron Healthcare Pvt Ltd	450
399.	TRL Krosaki Refractories Ltd	360
400.	Troikaa Pharmaceuticals Ltd.	423
401.	TTK Prestige Limited	309
402.	Tulasi Seeds Pvt. Ltd.	300
403.	Uflex Ltd.	375
404.	Ultra International Ltd.	205
405.	UM Green Lighting Pvt. Ltd.	350
406.	Unipatch Rubber Ltd.	290
407.	UNI-TECH Automation Pvt. Ltd.	351
408.	United Biotech (P) Ltd.	230
409.	United Telecoms Ltd.	406
410.	Universal Construction Machinery & Equipment Ltd.	290
411.	Usha International Ltd.	426
412.	Uurmi Systems Pvt. Ltd.	350
413.	V.B. Medicare Pvt. Ltd.	268



Sl. No.	Name of the firm	R&D Expenditure Reported (Rs. In lakhs) *
414.	Vaishnavi Biotech Ltd.	450
415.	Varuna Biocell Pvt. Ltd.	200
416.	Veera Vahana Udyog Pvt. Ltd.	361
417.	Vidya Herbs Pvt. Ltd.	205
418.	Vins Bioproducts Ltd.	260
419.	Vinvish Technologies Pvt. Ltd.	202
420.	VIP Industries Ltd.	250
421.	Virdis Biopharma Pvt Ltd.	354
422.	Viswaat Chemicals Ltd.	391
423.	Vivo Bio Tech Ltd.	245
424.	VST Tillers Tractors Ltd.	225
425.	Warade Packtech Pvt. Ltd	395
426.	Warkem Biotech Pvt Ltd.	250
427.	WILO Mather and Platt Pumps Pvt. Ltd	476
428.	Windlas Biotech Ltd.	400
429.	Wires and Fabriks (SA) Ltd.	293
430.	Xcelris Labs Ltd.	300
431.	Yaaganti Seeds Pvt. Ltd.	245
432.	Yashraj Biotechnology Ltd.	250
433.	ZCL Chemicals Ltd.	350
434.	ZIM Laboratories Ltd.	728
435.	Zuventus Healthcare Ltd	475

* R&D expenditures reported are as claimed by the firms in their available Annual reports in DSIR/ renewal applications.